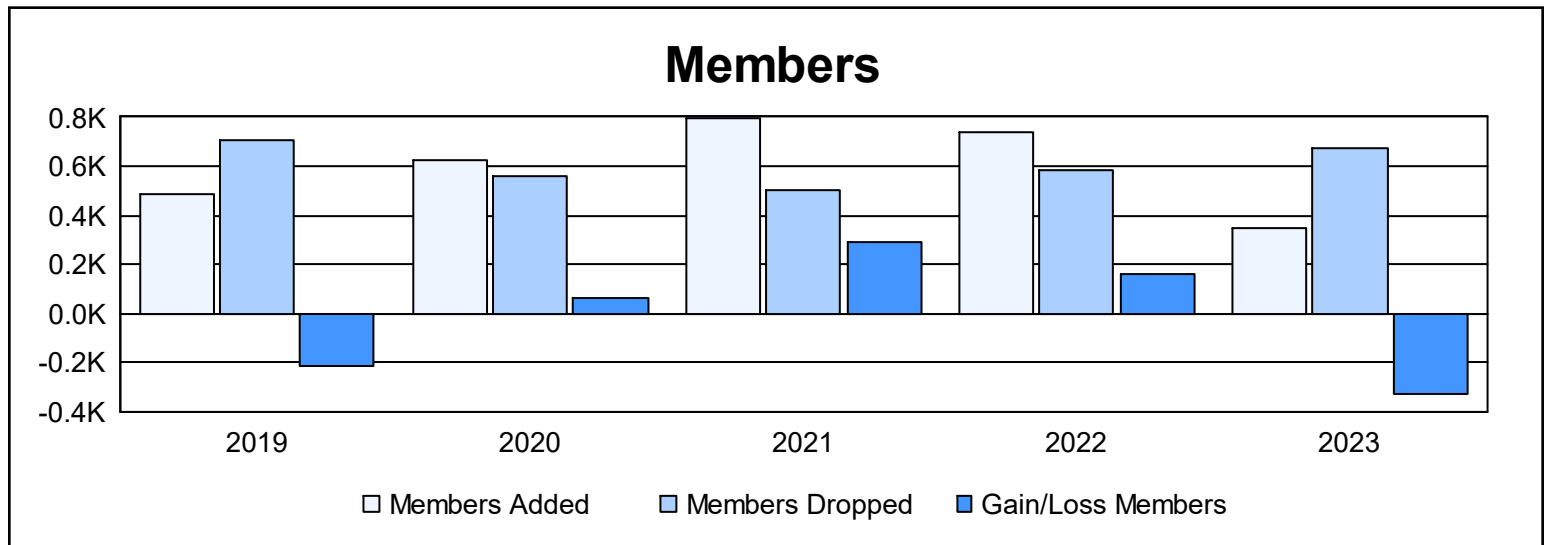
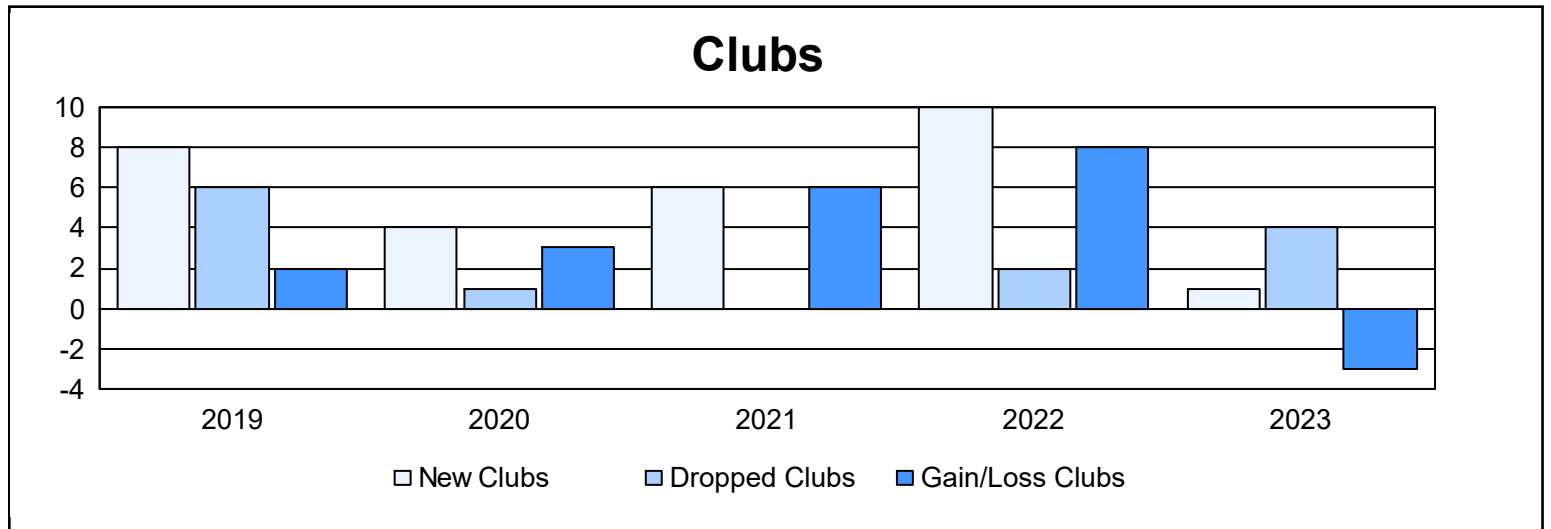
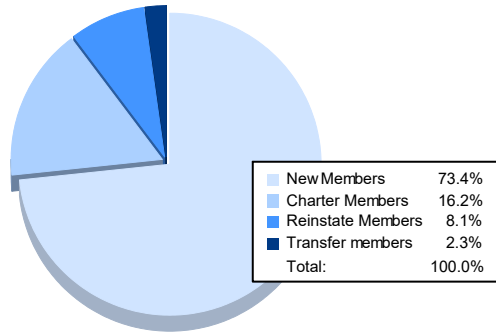


Year	New Clubs	Dropped Clubs	Gain/ Loss Clubs	New Members	Charter Members	Reinstate Members	Transfer Members	Total Member Added	Total Members Dropped	Gain/ Loss Members
2018-2019	8	6	2	217	226	39	7	489	705	-216
2019-2020	4	1	3	420	138	39	25	622	560	62
2020-2021	6	0	6	538	183	59	13	793	500	293
2021-2022	10	2	8	420	268	34	18	740	583	157
2022-2023	1	4	-3	254	56	28	8	346	672	-326
<b>Average</b>	<b>6</b>	<b>3</b>	<b>3</b>	<b>370</b>	<b>174</b>	<b>40</b>	<b>14</b>	<b>598</b>	<b>604</b>	<b>-6</b>



### Membership Composition June 2023 Cumulative



### Gender Composition June 2023 Cumulative

